

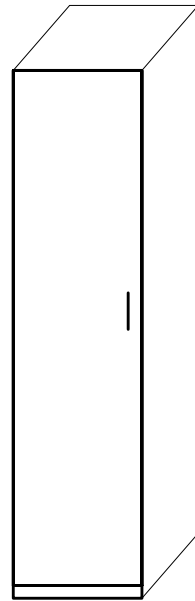
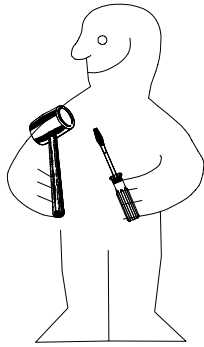











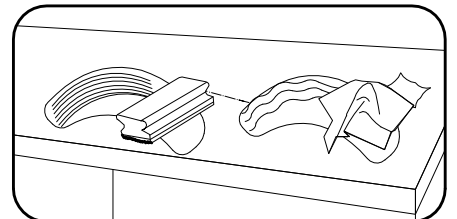
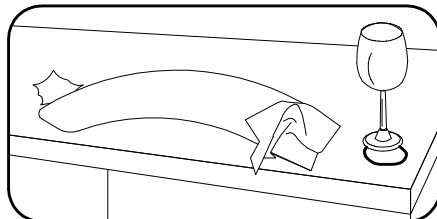
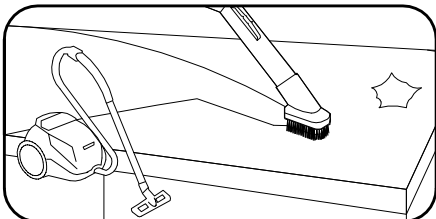



980231



SHS 43 ZB





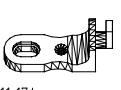
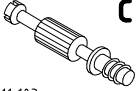
1-2-3-4... ○










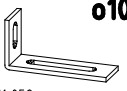
980231

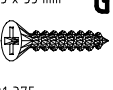
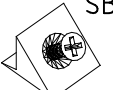
06.04.16 / -

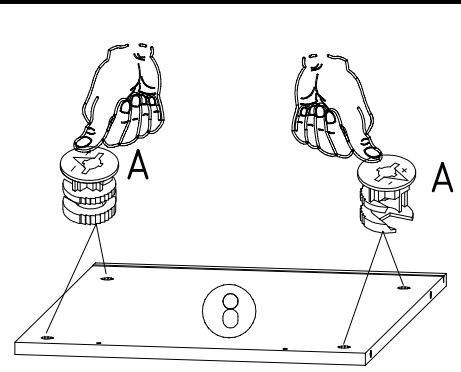
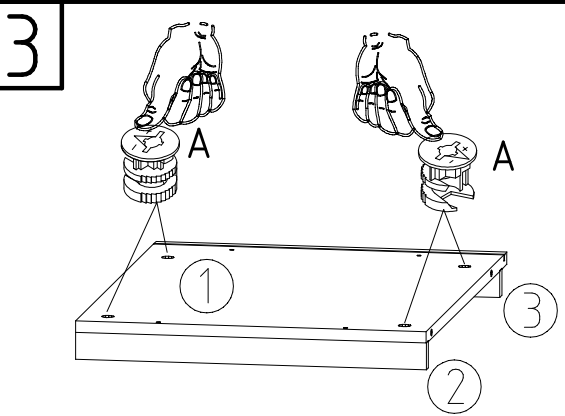
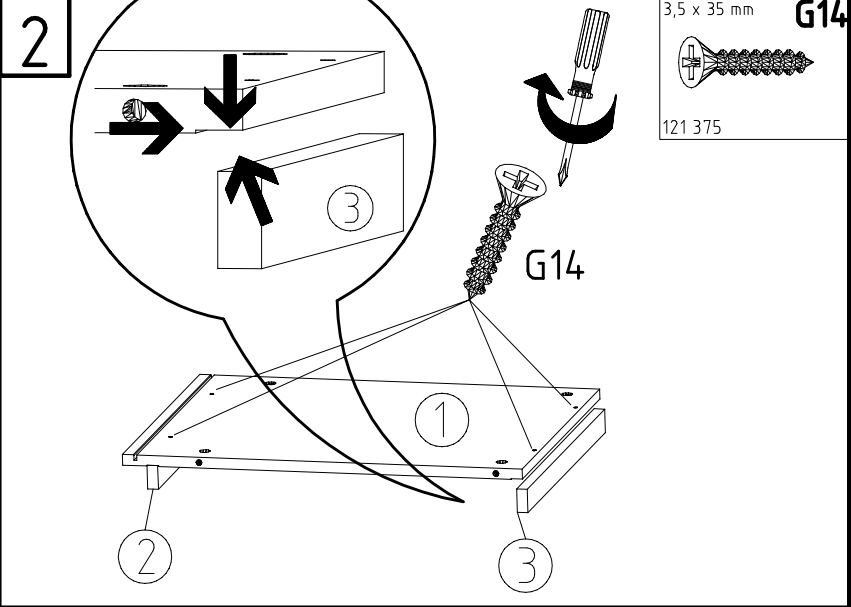
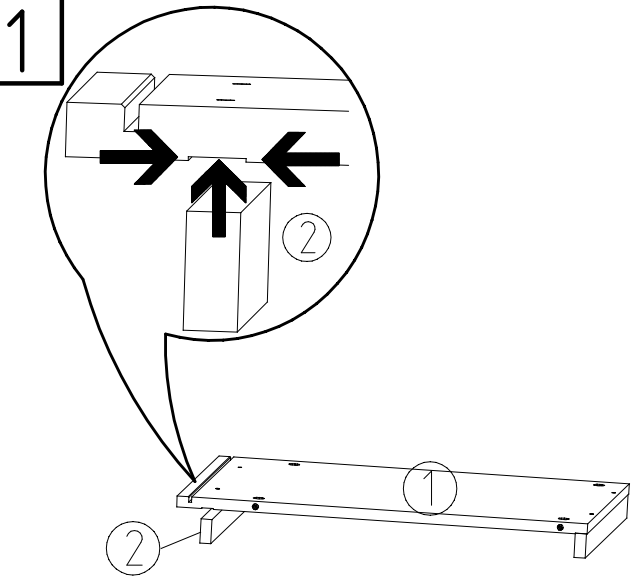
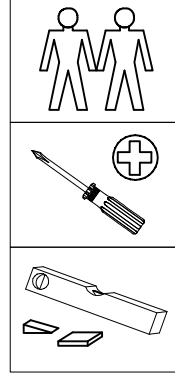
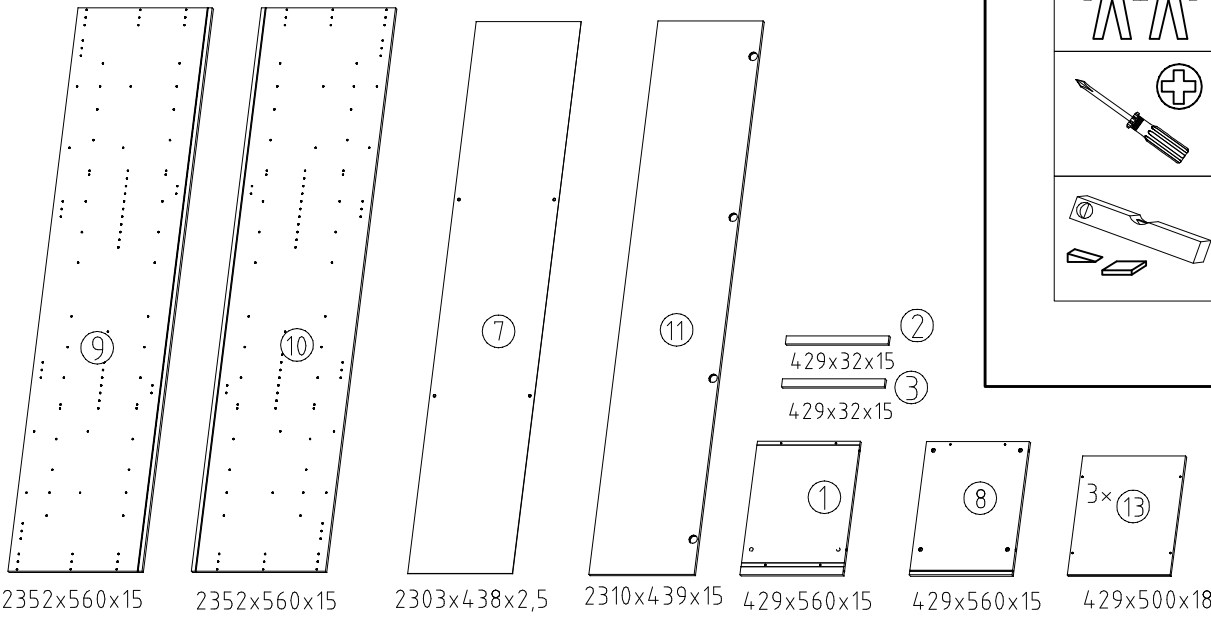
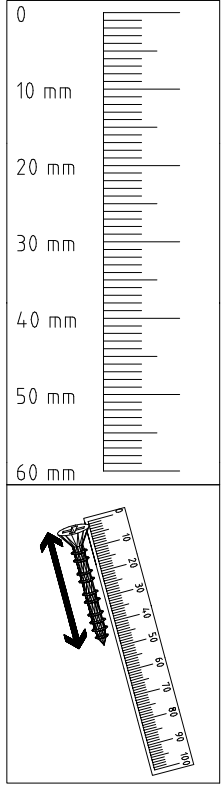
04 16 | 1/8

 111 102	<b>A</b>	8x
 111 610	<b>L7</b>	12x
 111 174	<b>J1</b>	4x
 111 103	<b>C</b>	8x

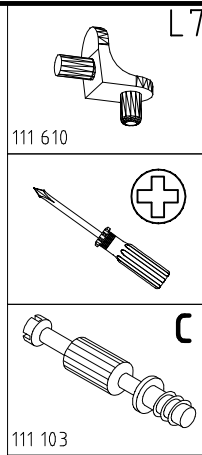
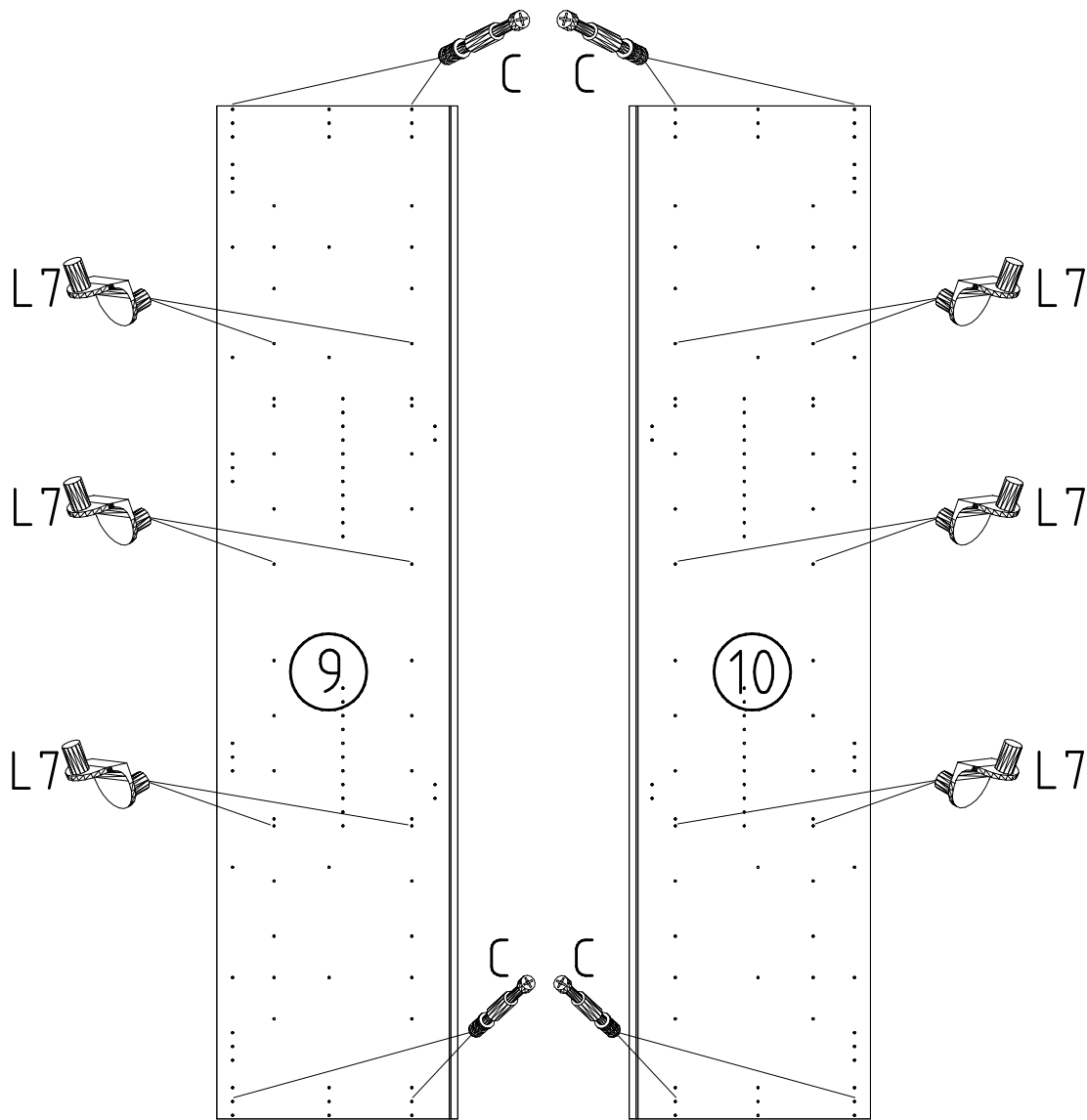
 112 268	<b>M</b>	4x
 112 267	<b>N</b>	4x
 121 181	<b>T6</b>	4x
 121 370	<b>G1</b>	4x

 111 618	<b>D20</b>	1x
 121123	<b>G16</b>	1x
 121 120	<b>SP15</b>	1x
 111 052	<b>o10</b>	1x

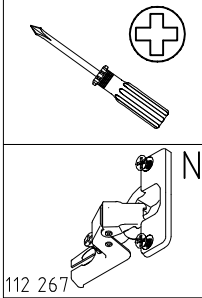
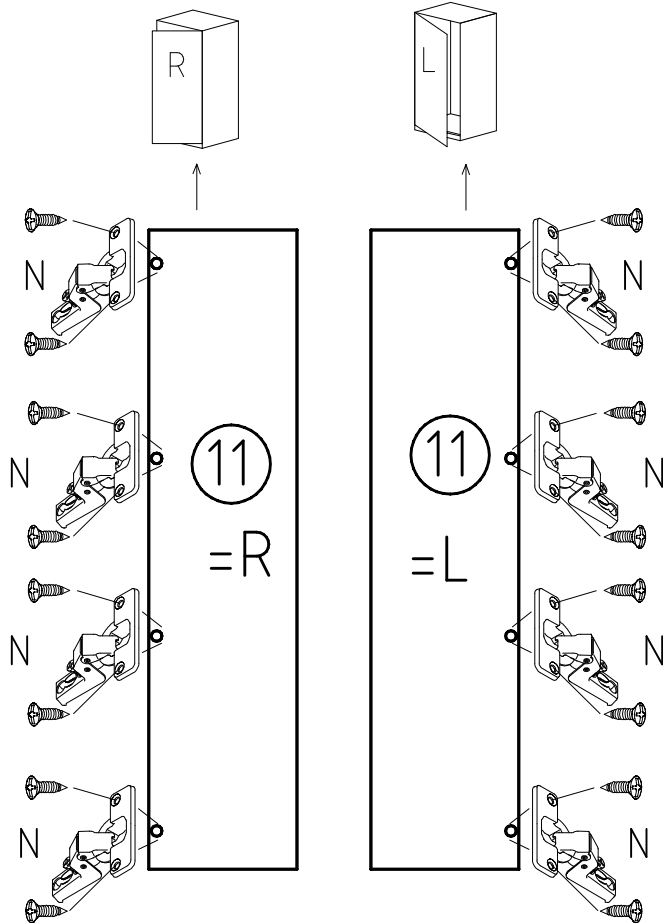
 121 375	<b>G14</b>	4x
	<b>SBV</b>	4x



4



5



### 6

Diagram 6 shows the attachment of a base plate (1) to a vertical rail (9). A circular inset provides a detailed view of the screw being inserted into the rail. A warning icon indicates that the rail should not be leaned against a wall.

### 7

Diagram 7 shows the attachment of a top plate (7) to a vertical rail (9). A circular inset provides a detailed view of the screw (G1) being inserted into the rail, with a bracket (J1) and another screw (T6) also visible.

**3,5 x 15 mm G1**  
121 370

**J1**  
111 174

**M6 x 11 mm T6**  
121 181

### 8

Diagram 8 shows the attachment of a side panel (8) to a vertical rail (9). A circular inset provides a detailed view of the screw being inserted into the rail.

### 9

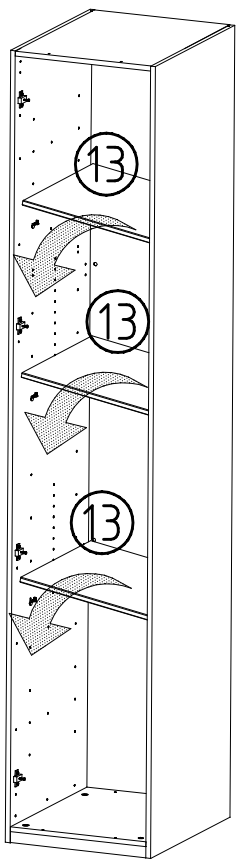
Diagram 9 shows the attachment of a top plate (8) to a vertical rail (9). A circular inset provides a detailed view of the screw being inserted into the rail.

### 10

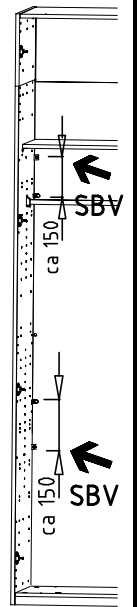
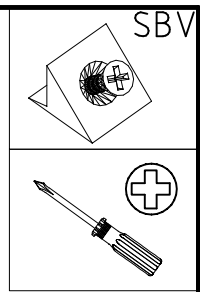

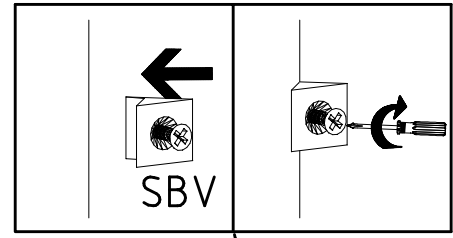
Diagram 10 shows the attachment of a door (M) to a vertical rail (9). A circular inset provides a detailed view of the hinge (M) being attached to the rail. A question mark is shown above a rectangular piece.

**M**  
112 268

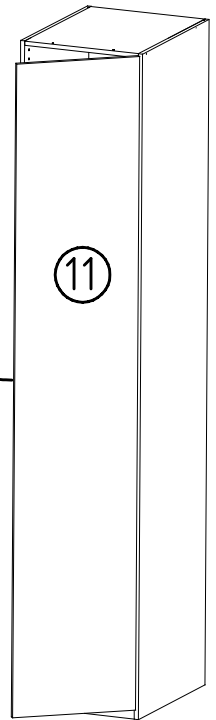
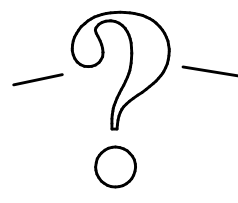
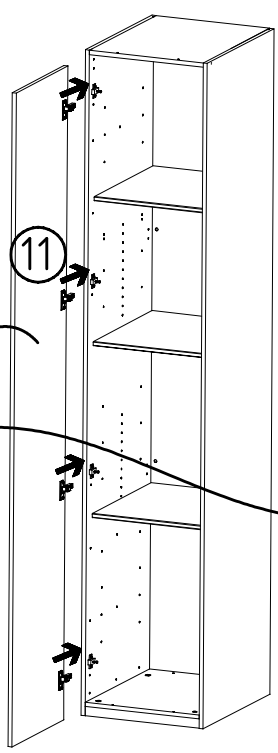
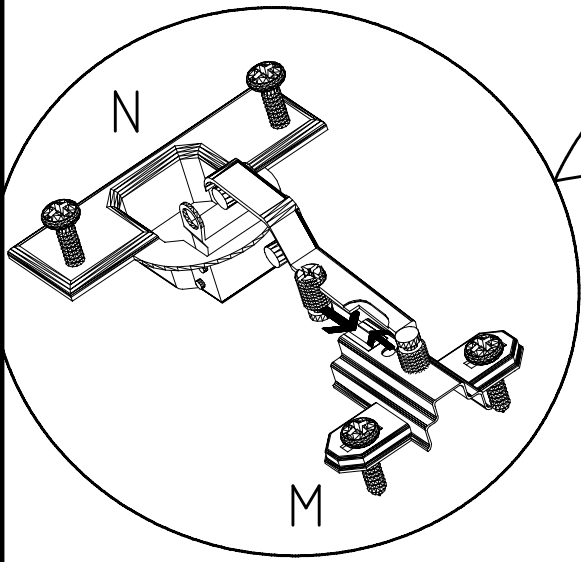
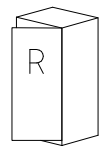
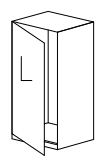
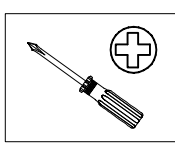
11

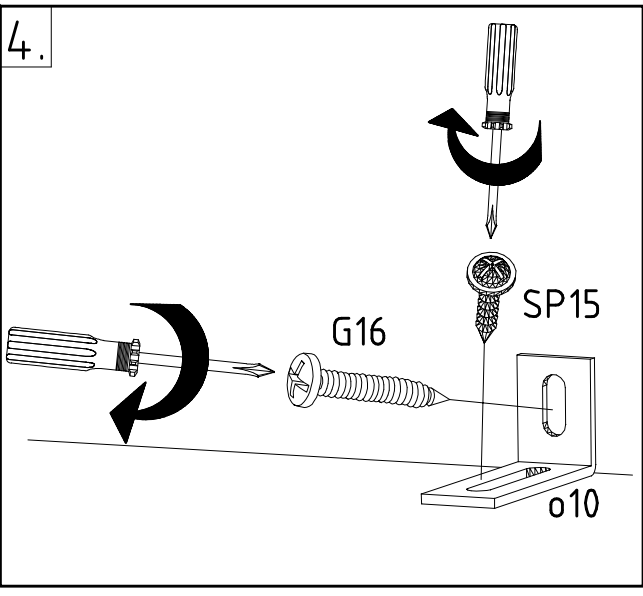

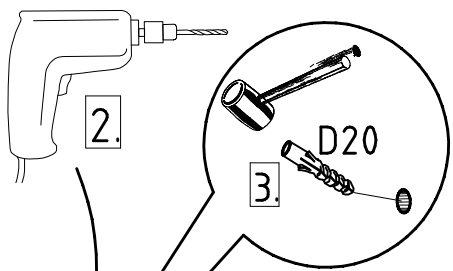
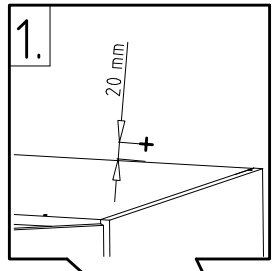
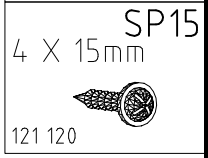
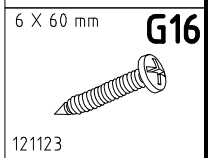
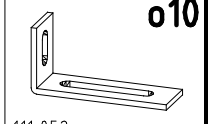

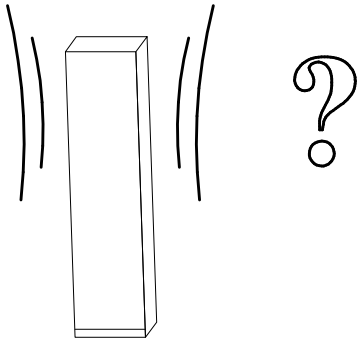


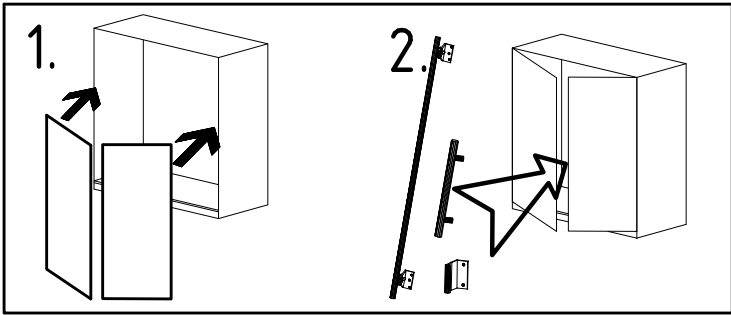

12



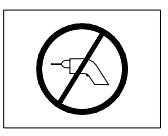
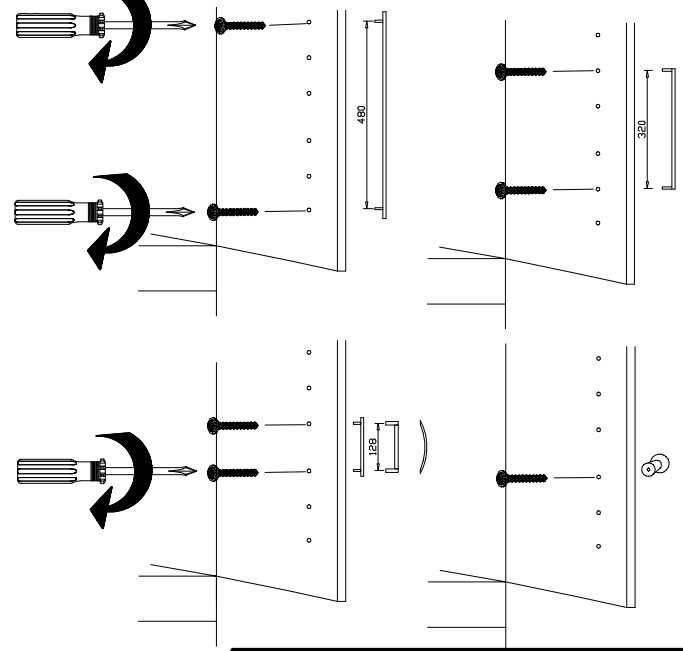
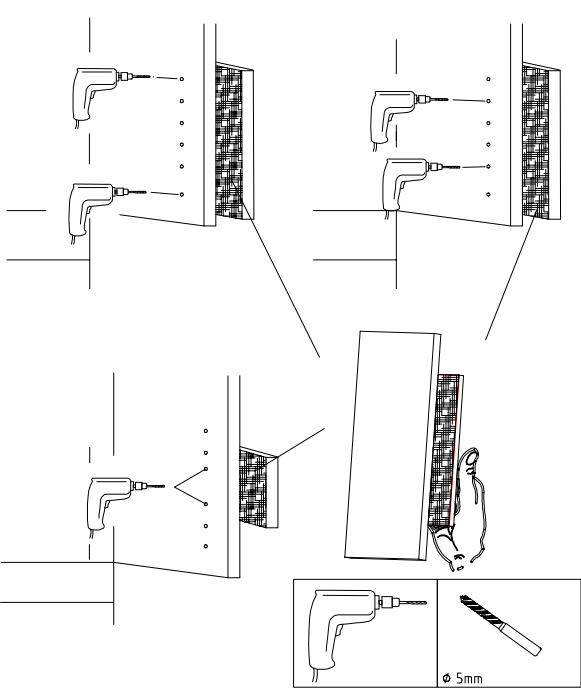
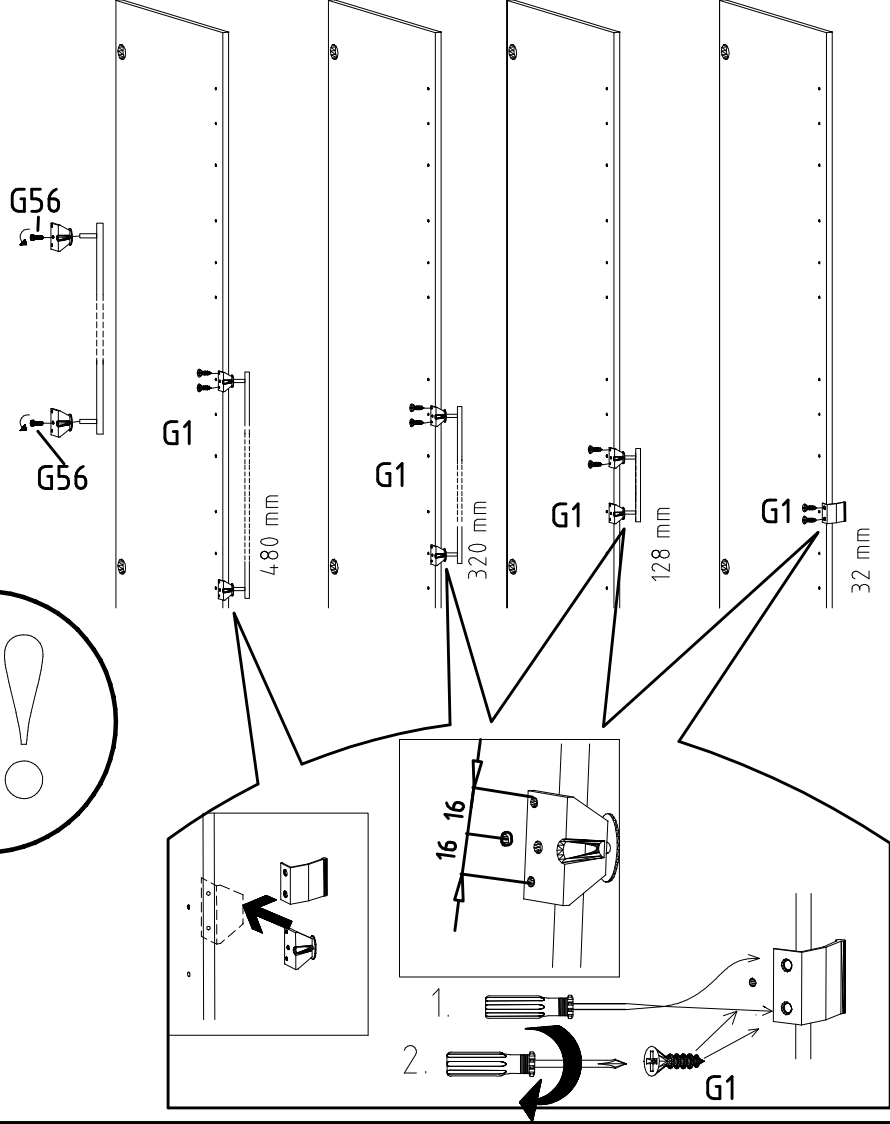

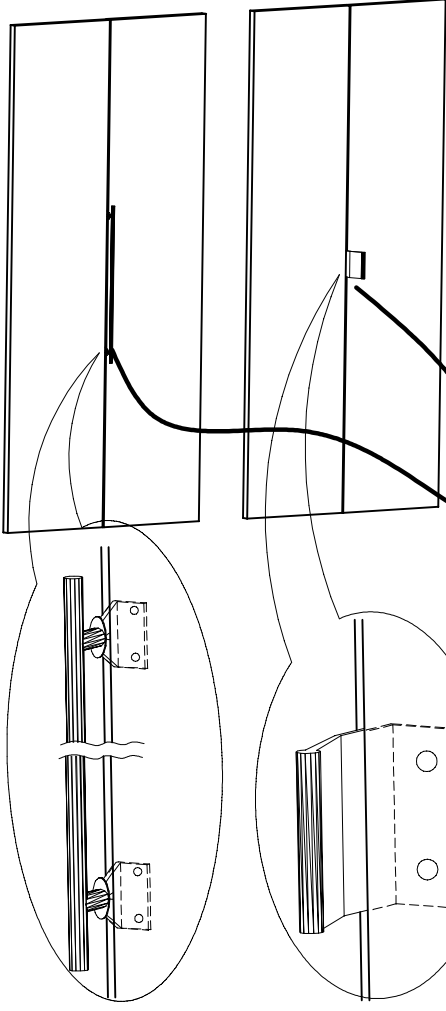
13



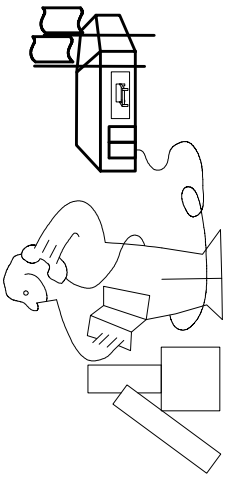
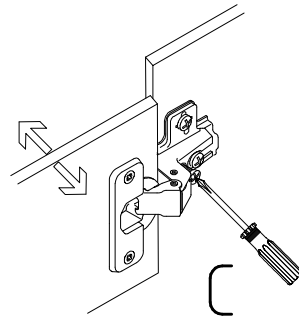
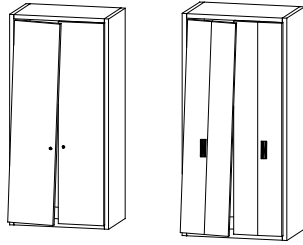
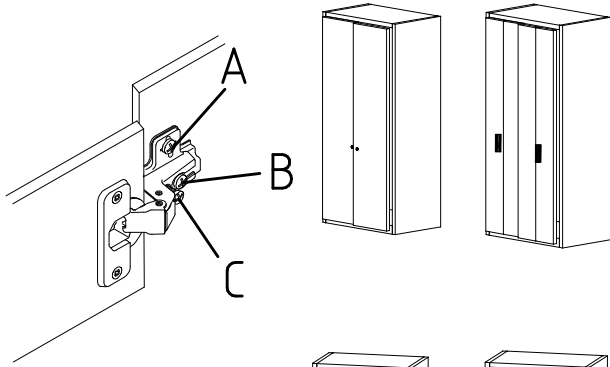
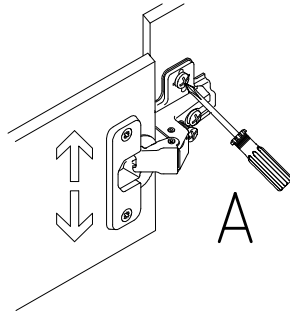
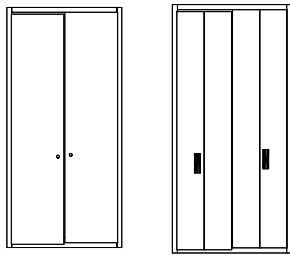




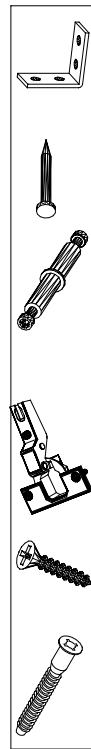
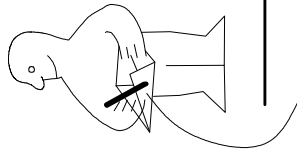
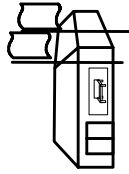
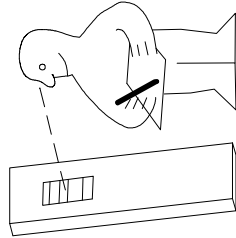
3,5 x 15 mm 121 370 	G1 4,0 x 12 mm 122 625 	<b>G56</b>
----------------------------	----------------------------------	------------



	<b>SP27</b>
4 X 27mm	
122620	
4,0x22	<b>G49</b>
122 609	



Modell/Model/Modèle

{ 121 370 }	{ G 1 }	{ 4x }

Änderungen die dem technischen Fortschritt geschuldet sind, behalten wir uns vor !  
 Bei nicht vorschriftsmäßiger und/ oder nicht fachmännischer Montage wird bei Personen- und/ oder Sachschäden keine Haftung übernommen.

WIMEX Wohnbedarf/ Import Export Handels GmbH/ Postfach 1407/ 49112 Georgsmarienhütte/ Germany  
 Tel.:(+49) 054-01 8598 16/17 Fax.:(+49) 054-01 8598 33 Mail: service\_H@wimex-online.com



104P-NR. / 104P-NO.    150X-NR. / 150X-NO.    Auftrag/Order-No. / No. de Commande

**23203**    **30110XY**    104

Kunde    MAX MUSTERMANN  
Customer  
Client

Kommission / your order reference / votre reference

**3377 MINDEN**

---

Dekor / Decor    Decor / Modell / Modele

**F99**    **SAMPLE**

F99842 SCHWEBETUERENSCHRANK 250 CM H 216CM  
PLANKENEICHE NB + RAU STEEL  
PLANKENEICHE NACHBILDUNG

202320301107241476000001

Paket / Package / Paquet

**414760**

SOCKEL

Paket 1 von 8    Colli Kommission 10

HSP-SMT BOD 50 TEXT/TEX SOCKEL 32 FRESH    TV / LF 104  
SO-BOD TEXT RASTEX/ ZNBOD D18MM TX KLSTA

Montage - Anleitung    Laenge ..... 520,0    OBEREN  
KS-64    Breite ..... 568,0    OBEREN

**SOCKEL32 KLEB**

Bei Warenauslieferung für Rückgabe beachten!  
En cas de livraison de marchandises veuillez retourner le bordereau d'envoi.



OBEREN 5 30/19 HAUT 23.08.19 OBEREN 1 1. JABOVE OBEREN



**WIMEX Wohnbedarf**  
Import Export Handelsges mbH & Co. KG  
Werner-von-Siemens-Str. 35  
D-49124 Georgsmarienhütte - Germany

**SAMPLE**    **23.08.19**  
Modellname    Produktionsdatum  
Model    Date of manufacture

